






Introducing



We're excited to announce a new school management system – **RenWeb School Management Software**. We're in the process of setting up RenWeb's **ParentsWeb** – a private and secure parents' portal that will allow parents to view school-related information and manage accounts specific to their children, such as lunch ordering and before and after school care.

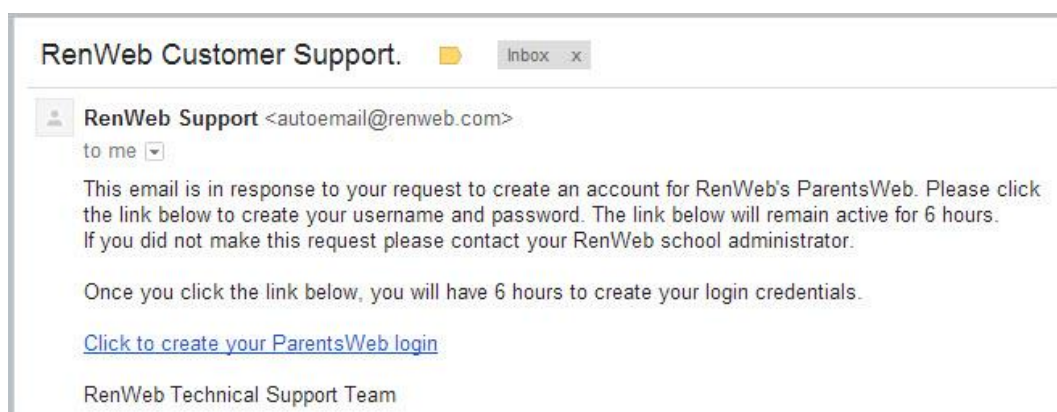
All you need is an Internet-capable computer to view and manage information such as:

-  School Calendar
-  School Announcements
-  Family Directory
-  Family Account Balances with Online Payment through FACTS Payment Plan (including lunch and before/after care)
-  Parent Service Hours

Setting up Your ParentsWeb Login

Here's how to access our easy-to-use **RenWeb ParentsWeb**:

- In Internet Explorer, Firefox, or Safari, go to www.renweb.com and click **Log in**.
- Select **ParentsWeb Login**
- Type the school's **District Code: STA-IN**
- Click **Create New ParentsWeb Account**. Type your email address (email address previously provided to the school) and click **Create Account**. An email will be sent which includes a link to create your ParentsWeb login. The link is active for 6 hours. It may take a few minutes for this activation email to arrive in your inbox.



Over

- Select the **Click to Create your ParentsWeb login** link.
- A web browser displays your **Name** and RenWeb **Person ID**.
- Type a **User Name**, **Password**, and **Confirm** the password. Suggestion: Use the same User Name and Password that you use for PowerSchool for easy remembrance.

Change/Create Password				
Name	Person ID	User Name	Password	Confirm
Callie Johnston	11519	<input type="text" value="cjohnston"/>	<input type="password" value="*****"/>	<input type="password" value="*****"/>
<input type="button" value="Save User Name and/or Password"/>				

- Click **Save User Name and/or Password**.
A message displays at the top of the browser, "**User Name/Password successfully updated.**"

User Name/Password successfully updated.				
Change/Create Password				
Name	Person ID	User Name	Password	Confirm
Callie Johnston	11519	<input type="text" value="cjohnston"/>	<input type="password" value="*****"/>	<input type="password"/>
<input type="button" value="Save User Name and/or Password"/>				

- You may log in to ParentsWeb using your new User Name and Password. It may take a few minutes before the account becomes active.
- If you have problems creating an account or need to have demographic information changed, once you log in, please email renweb@stasb.org and state the nature of the problem or change needed.

RenWeb also has a convenient app for your mobile device called RenWeb Home, with a \$4.99 annual subscription fee.

Communications from St. Anthony

We will be using RenWeb's ParentAlert system for our parent notification system, replacing SchoolMessenger, so it is important that the information in the system be current and accurate. Please review your family information and email any updates/changes to renweb@stasb.org.

We will send a test message using the new system on Wednesday, 9/27 at 10:00am. The message will be from noreply@myschoolcast.com. If you do not receive this email, please notify us at renweb@stasb.org.